

Every White Sandian, A Success Story

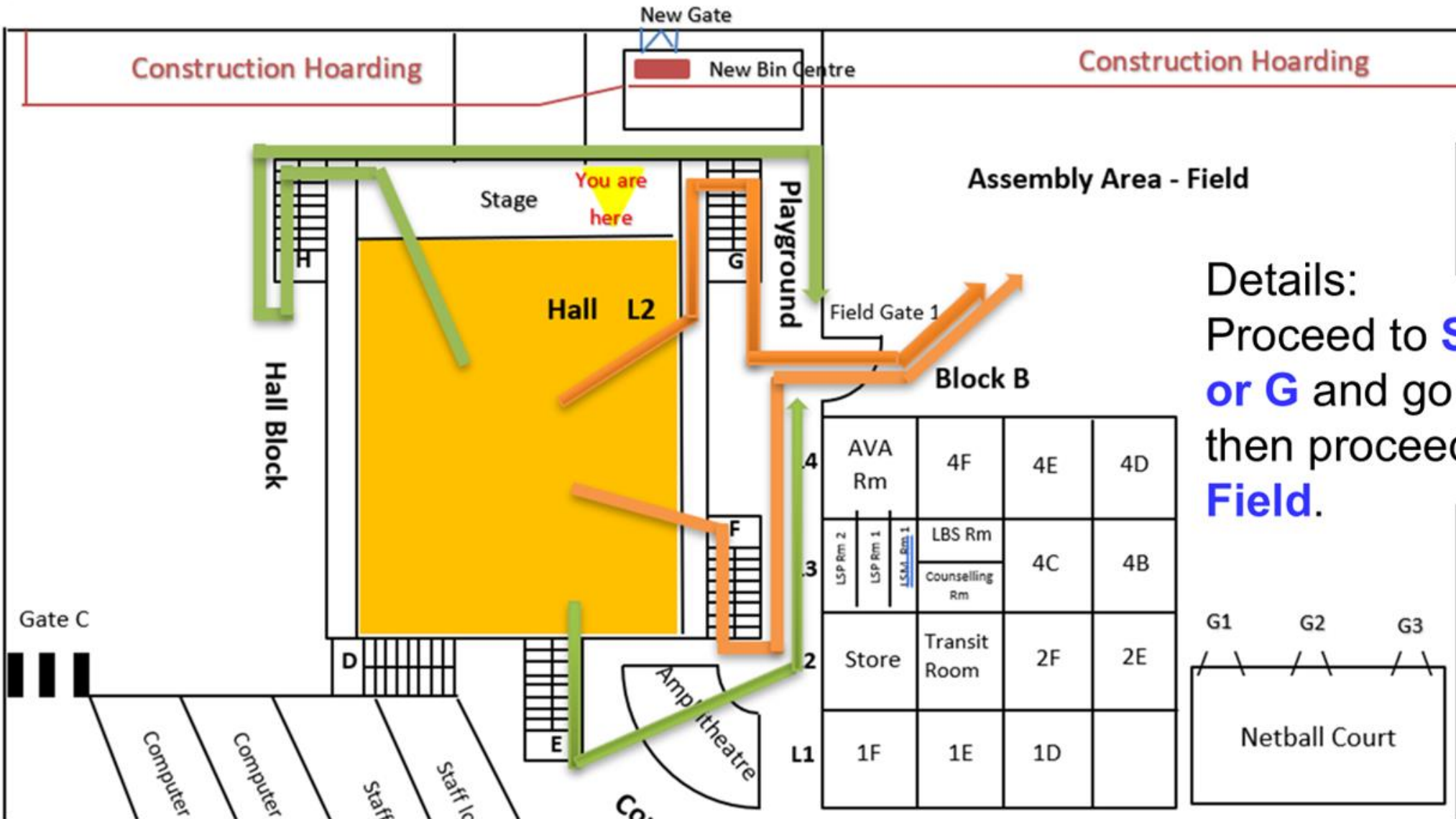
P1 Orientation

**Monday,
18 November
2024**

**Welcome
Parents/Guardians of
2025 Primary 1 pupils**



Emergency Evacuation



Details:
 Proceed to **Staircase H, E, F or G** and go down to Level 1, then proceed to the **School Field**.

Programme

Time	Activities
9.00 a.m. to 9.05 a.m.	1. Welcome Note/ Safety Route
9.10 a.m. to 10.10 a.m.	2. Welcome Address by School Leader Q&A
10.10 a.m. to 10.15 a.m.	3. Lower Primary School Report Video
10.15 a.m. to 10.30 a.m.	4. P1/P2 Assistant Year Head Address

Programme

Time	Activities
10.35 a.m. to 10.45 a.m.	5. Presentation by Parent Support Group
10.50 a.m. to 11.00 a.m.	6. Presentation by Fathers@WSPS
From 11.00 a.m onwards	7. Home Sweet Home Fetch your child from school foyer

Every White Sandian, A Success Story

P1 Orientation

**Monday,
18 November
2024**

**Welcome Address by
Principal,
Ms Audrey Wong**

**Welcome
Parents/Guardians of
2025 Primary 1 Pupils**



About us

Our Vision



Every White Sandian, A Success Story

Our Mission

To nurture passionate learners with exemplary character who lead with a heart and contribute to society

Our C4RE Values

**Care Respect Responsibility Rallying together Resilience
Excellence**


Our School Motto

Learn Grow Excel Together

Every White Sandian, A Success Story

OVERVIEW

1 Developments in Primary Education



2 What Is It Like in Primary School?

4 School-Home Partnership

3 Transition to Primary 1

Every White Sandian, A Success Story 7

DEVELOPMENTS IN PRIMARY EDUCATION

- Laying a strong foundation
- Nurturing well-rounded individuals and passionate lifelong learners
- Providing learning opportunities that recognise their strengths and develop their full potential
- Preparing our children for the future



DEVELOPMENTS IN PRIMARY SCHOOL

Holistic Assessment

- Focuses on building greater confidence and nurturing a stronger intrinsic motivation to learn so as to develop your child's potential
- No examinations and weighted assessments at P1 & P2 to ease your child into formal schooling.
- Use of appropriate assessment modes to provide useful information to support students' learning and holistic development

WHAT IS IT LIKE IN PRIMARY SCHOOL?

Bite-size assessments

Holistic Assessment


Self Assessment



Performance Tasks

Every White Sandian, A Success Story

Infusing Elements of PLAY as Core Pedagogy



Fun

Active Involvement

Learning through Exploration and Experiences

Every White Sandian, A Success Story

Infusing Elements of PLAY as Core Pedagogy



Purposeful Activities



Hands-on Engagement



Every White Sandian, A Success Story

Growing a Positive Education Culture

Through




• **Positive Language**



• **The power of YET**



• **Goal Setting**



• **Gratitude**

Every White Sandian, A Success Story

Growing an Inclusive & Positive School Environment

Supporting literacy needs through the Learning Support Programme (LSP)

Supporting numeracy needs through the Learning Support in Mathematics (LSM) Programme

Supporting behavioural and social needs through TRANsition Support for InTegration (TRANSIT)



Key Features of TRANSIT Classroom

1. **Pull-out** small group learning, using to frontload students with essential skills to be able to function independently for the rest of their schooling years.
2. **TRANSIT SEN Officer will teach Self-Management Skills (SMS).**
3. **TRANSIT Teacher** teaches EL and Math lesson and infuses SMS to the students who have been pulled out for intervention in TRANSIT Classroom.
4. These students will remain in their respective Form Classes for other subjects.
5. **TRANSIT SENO and Teacher** works closely with P1 Teachers right from the beginning to ensure familiarity of effective strategies and skills learned, to engage with parents for skills practice, and to facilitate eventual full reintegration to Form Classes.

Supporting Lower Primary



Mdm Diana

Asst Year Head



Mrs Carine Ong

Asst Year Head



Mdm Naziathul

**Senior Teacher
Lower Primary
Learners**

Every White Sandian, A Success Story

Transition to Primary One



Adapting to a new environment

- Familiarize your child to the new environment.
- Show your child pictures of the school and check out the school's website together.



Starting a new routine and timetable

- Talk to your child about what happens every day.
- Help in settling in your child better.

Transition to Primary One



Building new relationships

- Talk to them about making new friends and interacting with their teachers.



Understanding new rules

- Help them understand and adhere to ground and school rules.
- Be clear about the expectations by communicating with your child's teacher on what is expected of your child in class.

Transition to Primary One



Getting help in school

- Assure your child that their teachers will help them whenever possible.
- Encourage them to raise questions to their form teachers or school counsellors when they need assistance.

Useful resources on preparing your child for primary school

Parenting

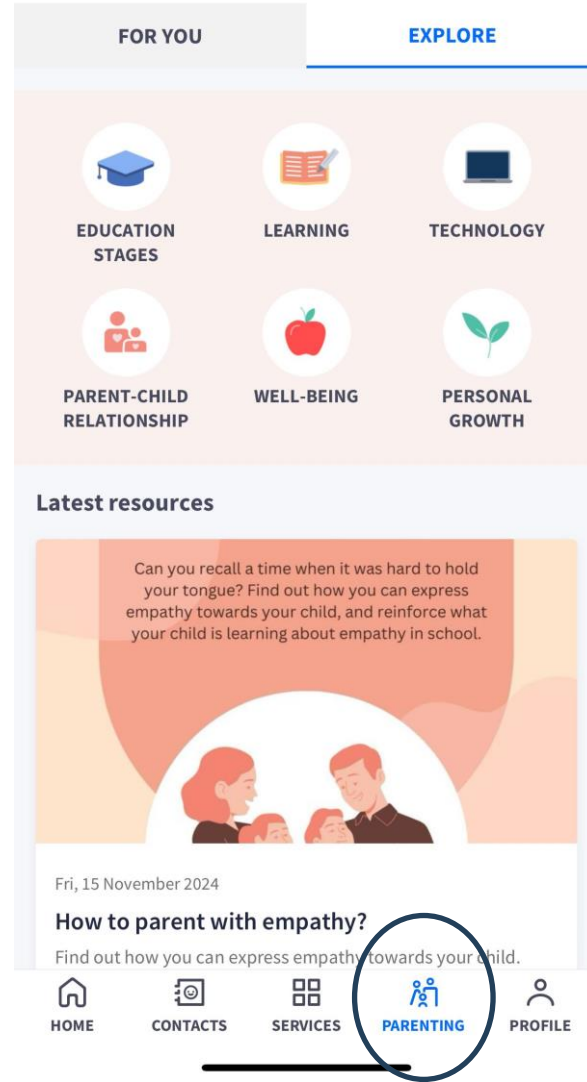
The screenshot shows a mobile app interface for parenting resources. At the top, there are two tabs: 'FOR YOU' and 'EXPLORE'. Below the tabs is a grid of six categories, each with an icon and a label: 'EDUCATION STAGES' (graduation cap), 'LEARNING' (notepad), 'TECHNOLOGY' (laptop), 'PARENT-CHILD RELATIONSHIP' (family), 'WELL-BEING' (apple), and 'PERSONAL GROWTH' (plant). Below this grid is a section titled 'Latest resources' featuring an article card. The card has a title 'How to parent with empathy?' and a sub-headline 'Find out how you can express empathy towards your child.' The article text reads: 'Can you recall a time when it was hard to hold your tongue? Find out how you can express empathy towards your child, and reinforce what your child is learning about empathy in school.' The date 'Fri, 15 November 2024' is displayed below the card. At the bottom of the app is a navigation bar with five icons: Home, Contacts, Services, Parenting (highlighted), and Profile.



Useful resources on preparing your child for primary school



Parenting




Every White Sandian, A Success Story

Useful resources on preparing your child for primary school

< Education Stages

Preschool **Preparing for Primary 1** Lower primary

29 resources available




Tue, 19 March 2024

Is Your Child Ready for a Smartphone: What You Need To Know Before Handing Over the Smar...

Here's what you need to do before handing over the smartphone.

< Education Stages

Preparing for Primary 1 **Lower primary** PSDE Selecting



Mon, 18 March 2024

Balancing Your Child's Screen Use: What You Need To Know About Screen Use

Manage your child's screen time effectively with these tips.

School-Home Partnership

- Trust and a good relationship between home and school are essential to support the development of the child.
- Parents are the first educators for the children.
 1. Provide strong support to help our children manage changes and develop as navigators
 2. Can have an impact on children's resourcefulness factor.
- Modes of Communication between home and school: Parents' Gateway, Email, Pupil's Handbook



Thank you

Every White Sandian, A Success Story