

Every White Sandian, a success story

**A warm welcome to
Parents/Guardians of Primary 3C**

**School-Parents
Engagement &
Communication
Session
(SPECS)**

2 February 2024







**Our teachers
&
Communication
Platforms**

Every White Sandian, a success story

Our Year Head and Asst Year Head



Mr Asraf

Mrs Lim

Every White Sandian, a success story

C4RE Teachers of **3** Compassionate



Mr Raizi

Ms May Soh

Names of your child's subject teachers have been indicated in the **Introductory Letter sent to parents in the first week of Term 1.**

Every White Sandian, a success story



P3
learning experiences



Every White Sandian, a success story

Transition to Middle Primary



Lower Primary (P1 & P2)



Middle Primary (P3 & P4)



A Caring Achiever

Caring individuals who have a good sense of self awareness and are able to build positive relationships through care and respect.

A Responsible Achiever


Self-directed learners who make responsible decisions and are able to collaborate in harmony.



Every White Sandian, a success story



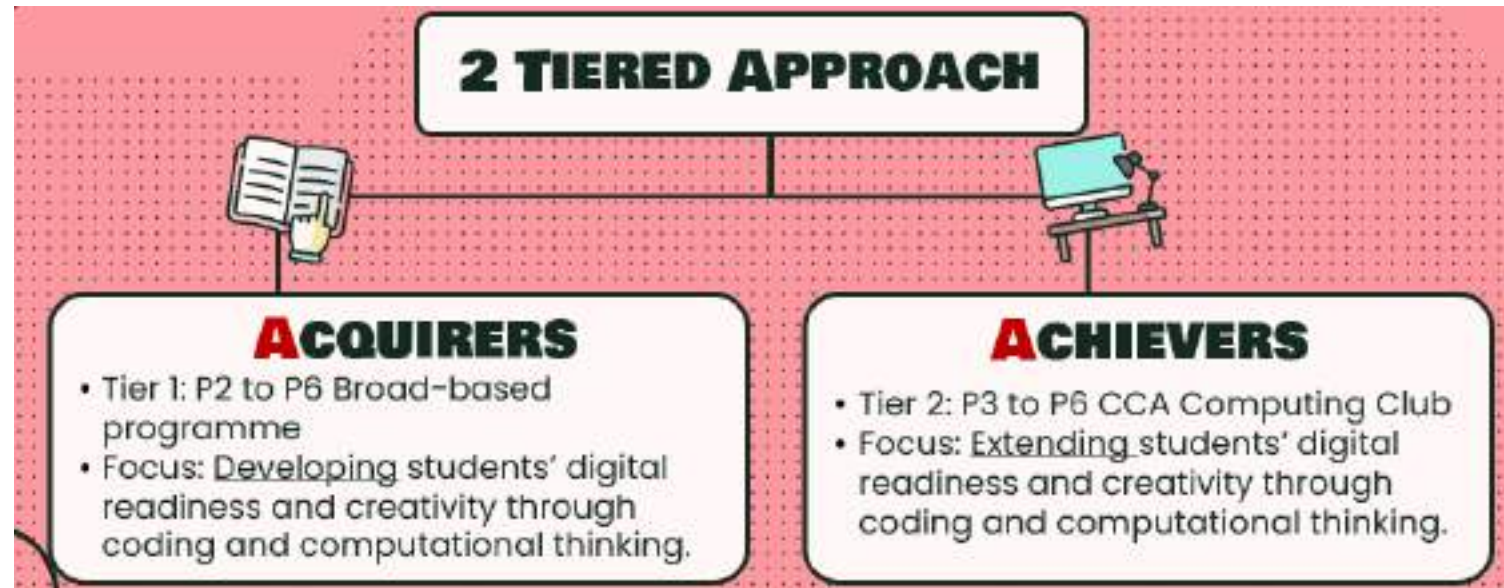
WSPS alignment to paradigm shift



Applied Learning Programme

Our Objective:


With **ALP**, we aim to nurture White Sandians to be **creative problem solvers with computational thinking skills.**



Every White Sandian, a success story



WSPS alignment to paradigm shift



TIER 1 BROAD-BASED PROGRAMME (OVERVIEW)

P2



- Foundation level: Scratch Junior App.
- Curriculum alignment with EL Stellar 2.0 Big Book
- Creation of digital animation based on the theme "Care"

P3



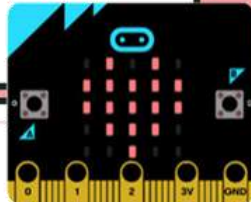
- Basic level: Scratch 3.0
- Curriculum alignment with MA topic on Money
- Creation of digital game about "Financial Literacy"

P4

- Basic level: Micro:bit & Makecode
- Curriculum alignment with SC topic on Heat and Light
- Creation of prototype for Smart Home Project on saving electricity

P5

- Basic to Intermediate level: Micro:bit and Makecode
- Curriculum alignment with SC topic on Electricity



P6

Code for Fun programme by MOE: Sphero




- ✓ Coding & Block programming skills and knowledge
- ✓ 21st CC Skills such as Communication and Information skills & Critical and Inventive Thinking
- ✓ Digital storytelling skills
- ✓ Computational thinking skills

Every White Sandian, a success story



Students in action



PRIMARY 2 APPLIED LEARNING PROGRAMME

CREATING ANIMATIONS
USING SCRATCH JR.

A collage of photos showing Primary 2 students in a classroom. They are sitting at desks, using tablets to create animations with Scratch Jr. One photo shows two boys smiling at the camera with their tablets. Another shows a girl presenting a tablet. A third shows a girl presenting a large screen displaying a colorful animation of a car on a road. A fourth shows a group of students at their desks.

P3 Applied Learning Programme

Creating games using Scratch 3.0

A collage of photos showing Primary 3 students in a classroom. They are sitting at desks, using laptops to create games with Scratch 3.0. One photo shows two girls at a desk with laptops, one pointing at the screen. Another shows two girls standing and presenting a laptop. A third shows a girl working on a laptop. A fourth shows a large classroom full of students at their desks, all using laptops.

Every White Sandian, a success story



WSPS alignment to paradigm shift



Learning for Life Programme (LLP)

- Focuses on **Heritage Art**
- Students **see the relevance of art in their own lives** and **appreciate its significance** in the societal and cultural aspects of society.
- Students **communicate and express their ideas confidently** using both visuals and appropriate art vocabulary.
- Students **apply their art learning in authentic settings** to make a positive impact on others.

Primary 3 Chinese Brush Painting





P3 Learning Journeys



- ✓ Swimsafer Programme
- ✓ Hort Park Learning Journey
- ✓ Thow Kwang Pottery Jungle Learning Journey

More details will be shared via PG nearer the date of programme



Every White Sandian, a success story



Holistic development through CCA



ABILITIES

| Logical & Analytical Thinking |
| Critical Thinking | Creative Thinking |



SKILLS

| Problem Solving | | Leadership | | Social |
| Emotional | | Communication | | Technology |



VALUES

| Social | | Ethical | | Recreational |



Every White Sandian, a success story



Holistic development through CCA



Discover their interests and talents



Provide opportunities to socialise



Build their character and strength



Every White Sandian, a success story



Gifted Education Programme (GEP) Screening Exercise



Intent:

- To further develop pupils who are intellectually gifted
- These selected pupils will be studying P4 – 6 in another primary school under this programme.

The Screening Exercise is a tool for identifying these pupils who are intellectually gifted thus there is *no need for advance preparation*.

Stage	Date	Participants
GEP Screening Exercise	August	All Primary 3 pupils enrolled in government and government-aided schools
GEP Selection Exercise	October	Primary 3 pupils shortlisted after the GEP Screening Exercise




Every White Sandian, a success story

Assessment matters

Every White Sandian, a success story



Promoting the Joy of Learning



Since 2023, mid-year examination for all levels have been removed and replaced with weighted assessments.


Level	Term 1	Term 2	Term 3	Term 4
P3	Weighted Assessment			Semestral Assessment
	10%	15%	15%	60%



Every White Sandian, a success story



Promoting the Joy of Learning



Modes of assessment for Weighted Assessment

Subject	Modes of assessment
English	Speaking
Mathematics	Math Journal
Science	MCQ and Performance Task
Mother Tongue Languages	Reading and Speaking



Every White Sandian, a success story

A learner-oriented classroom environment

GROW with Me!

Specific	Measurable	Achievable	Realistic	Timely
S	M	A	R	T
G	O	A	L	S
What do you want to do?	How will you know when you've reached it?	Is it in your power to accomplish it?	Can you realistically achieve it?	When exactly do you want to accomplish it?

We can set goals for anything we hope to achieve!

Start setting S.M.A.R.T Goals today!



Using positive language can help to reduce conflict, improve communication among friends. It will also help you to increase self-confidence and curb negative feelings. Practise it often!

The Power of Positive Self-Talk		
Buys Confidence		
Improves Attitude	Promotes Self-Love	Helps Cope with Stress
Allows for Taking Risks	Encourages Motivation	Helps Work Through Challenges

Let us start writing our success stories by practising the Growth Mindset!



Every White Sandian, a success story

A learner-oriented classroom environment

GROW with Me!



A great way to use the power of yet into all that you do is to identify where you're using the word 'can't'.

All you need to do is to add the word 'yet' on the end and you have just change your mindset!



Gratitude is showing appreciation for what we have. People who express gratitude daily are happier than others.

So start saying "Thank You", appreciate the people around you and pay attention to the good things!



Let us start writing our success stories by practising the Growth Mindset!



Every White Sandian, a success story

Encouragement for your child



Say This	Not That
"I can see you worked so hard on this!"	"You are so smart!"
"It seems like it's time to try a new strategy."	"It's okay. Maybe you're just not cut out for this!"
"I like watching you do that."	"You're a natural at that!"
"It looks like that was too easy for you. Let's find you something challenging so your brain can grow."	"That's right! You did that so quickly and easily; great job!"
"That's not right. You don't understand this yet. What strategies can you try to understand it better?"	"That's not right. Are you paying attention in class? It seems like you're not even trying."
"That was really hard. Your effort has paid off! Next time you'll be ready for this kind of challenge!"	"That was really hard. I'm so glad it's over and you don't have to do that again."

Some examples!



Every White Sandian, a success story

A learner-oriented classroom environment

Class Identity



Our Cheer!

(Softly & Slowly)

Who are, who are, who are we?

We are, we are 3C!

(X2)

(Louder & Faster)

Who are we?

3C!

(X2)

We'll rise to the top! (Yeah!)

We will never stop! (Yeah!)

We have a big heart! (Yeah!)

We want to be smart! (Yeah!)

3C! 3C!

Fight! Fight! Fight!

Every White Sandian, a success story

A learner-oriented classroom environment

Class Expectations



Every White Sandian, a success story

A learner-oriented classroom environment

First Days of School/ Term 1 learning experiences



WE WILL LEARN TO TAKE

INITIATIVE

Every White Sandian, a success story

A learner-oriented classroom environment

First Days of School/ Term 1 learning experiences



WE WILL STRIVE TO BE

INDEPENDENT

Every White Sandian, a success story

A learner-oriented classroom environment

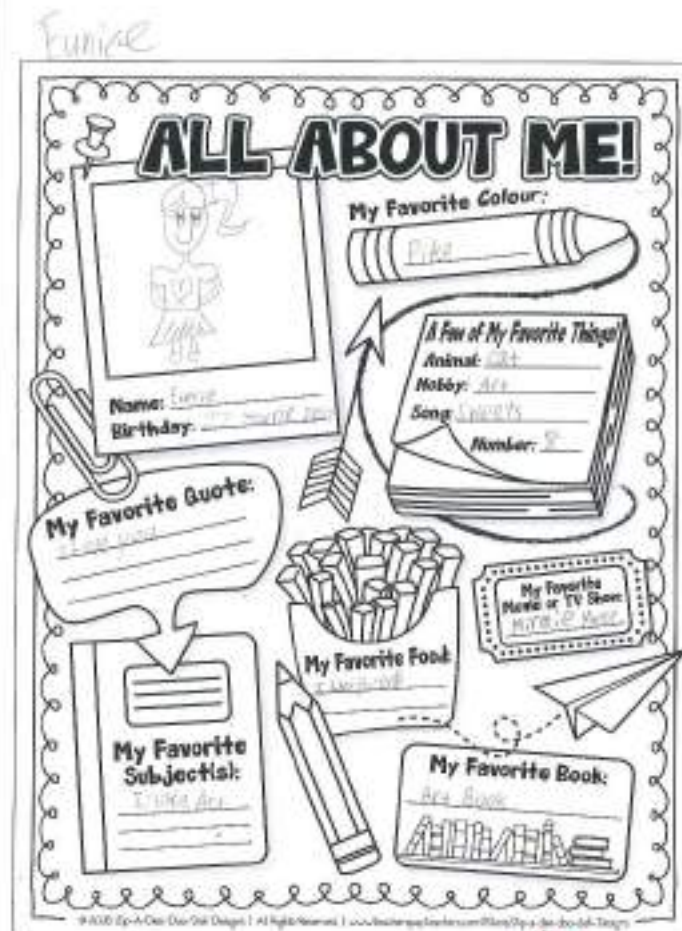
First Days of School/ Term 1 learning experiences



Every White Sandian, a success story

A learner-oriented classroom environment

Exemplary students' work



Every White Sandian, a success story

A learner-oriented classroom environment




Exemplary students' work

Name: David Lee 21/1/12

GROWTH Mindset

I WILL ...

- Go to the library twice a week
- Learn a new sport
- Become a professional
- Getting two trophies this year
- Getting better at swimming






Name: Abdel 11/1/2014

GROWTH Mindset

I WILL ...

- ride on penny board
- play soccer
- reading
- hand writing
- cutting paper






Name: Khaled 05/01/2011

GROWTH Mindset

I WILL ...

- practice my art daily
- read a lot of mystery books
- swim from one side of the pool
- raise my hand in class
- get full marks for my class



Every White Sandian, a success story

Home-school partnership

Every White Sandian, a success story

SCHOOL VALUES: RALLYING TOGETHER

01 MAKING CHOICES

What we have shared
with your child...

STOP AND **THINK**
BEFORE YOU **ACT**



STOP!

- CALM YOUR BODY.
- COUNT TO 10.
- TAKE SLOW AND DEEP BREATHS.
- TAKE A BREAK IF YOU NEED ONE.

THINK!

- WHAT IS THE PROBLEM?
- WHAT ARE THE OPTIONS?
- HOW COULD I HANDLE THIS DIFFERENTLY?

ACT!

- DO WHAT IS BEST FOR YOU AND OTHERS.
- BE SAFE AND RESPONSIBLE.



SCHOOL VALUES: RALLYING TOGETHER

01 MAKING CHOICES

Hurtful behaviour 1:
Hitting or pushing others around



SCHOOL VALUES: RALLYING TOGETHER

01 MAKING CHOICES

Hurtful behaviour 2:
Leaving someone Out on Purpose:



SCHOOL VALUES: RALLYING TOGETHER

01 MAKING CHOICES

Hurtful behaviour 3:

Name calling

- You **MUST NOT** call any one names.



SCHOOL VALUES: RALLYING TOGETHER

01 MAKING CHOICES

Hurtful behaviour 4:
Sending hurtful message



SCHOOL VALUES: RALLYING TOGETHER

01 MAKING CHOICES

Who to go to for help?

Discipline teachers and Mr Peh

P1 to P3

P1 to P6

P4 to P6



Mdm Azimah



Mr Peh



Mrs Bay

SEEK
HELP

What parents can do?

To reinforce what was taught in school

- **Making choices – Traffic Light (Stop, Think, Act/Do)**; Every choice we make will inevitably have some kind of consequence.
- **Be an upstander for self and others** – Tell the person to stop what he/she is doing; Share reason(s) and feelings – I do not like it / I'm hurt
- **Seek help from a trusted adult** – Teacher, YHs, Discipline Teachers, Counsellor and parents

What parents can do?

To manage hurtful behaviours


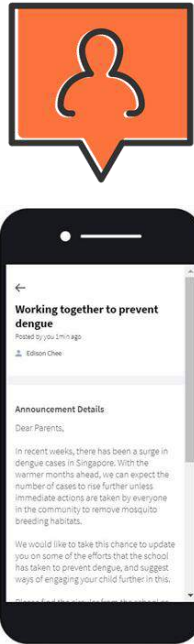
- **Stay calm**; Manage your own feelings first (Very often, we tend to forget)
- **Assure your child** that you will see to their safety
- Gently **elicit the story** from your child
- **Assess the severity** - Can you support your child to act first without your direct involvement?
- If it is too much for your child to manage, **get in touch with the C4RE Teachers, YHs or Discipline Teachers**

What parents can do?

To manage online hurtful behaviours

- Collect data and **take screenshots** of all offending screens
- Help your child **block the offender**
- **Get in touch with** the **C4RE Teachers, YHs or Discipline Teachers**
- If you notice that your child has a **Chatgroup, without the presence of a trusted adult**, do **alert the C4RE Teachers.**

Communication platforms



Parent Gateway

Student Handbook

Every White Sandian, a success story

Communication platforms

Email of C4RE Teachers

- mohd_raizi_b_johari@moe.edu.sg
- soh_yong_kiat@moe.edu.sg

Other modes of communication

- ClassDojo / WhatsApp

School Contact Details

- General Office : 6922 9100
- Staffroom 1 : 6922 9124
- Staffroom 2 : 6922 9125

Do take note that you may not receive a reply immediately.

For urgent matters, please call General Office directly.



Thank you!

Every White Sandian, a success story