



Dear Parents,

1. Welcome Message

We hope that you child/ward have had a good break and is ready to start the new Semester. For this Semester, we can look forward to the various activities to support the holistic development of your child. I have reminded the students on the importance to practise self-discipline, to use their time wisely and to participate actively in the activities planned for them.

On this note, we have included some resources on cultivating the joy of learning, cyber-wellness and media literacy for your reading and information. We hope that these information will provide you a better understanding of the skills the school is developing in our students and partner alongside us to develop your child.

2. White Sandians – Our Pupils, Our Pride

We would like to congratulate our former and current pupils for achieving outstanding results in the various domains. We also recognise that these achievements have been made possible because of the strong support from all parents and staff. Thank you for the support.

Outstanding Performance in the 2018 GCE 'N' Level Examination	
Magalong Qayne Russel F	St Margaret's Secondary School
Outstanding Performance in the 2018 GCE 'O' Level Examination	
Kuo Tsung Hsun Liu Chi Heng Zhang Zhen Hao	Dunman Secondary School
2019 Singapore Mathematical Olympiad for Primary Schools	
Seth Low Yu Heng (P6 Attentive) Zeng Lin (P6 Compassionate)	Silver Award
Li Xiwen (P5 Attentive) Tristan Yip (P6 Attentive)	Bronze Award

3. HeArts Shine Fiesta cum Children's Day Celebrations 2019

In our effort to provide a vibrant school experience for character building and talent development, we are celebrating our annual HeArts Shine Fiesta 2019 on Children's Day 3rd October. The programme for the day is as follows:

Time	Event
7.45am – 8.30 am	Children's Day Celebrations
9.20am – 1.45 pm	HeARTs Shine Fiesta

To celebrate Children's Day, the school will be giving every child a \$10 coupon free of charge for HeArts Shine Fiesta. Please note that the school will not replace any loss of coupons. Should your child wish to purchase more coupons, he/she may do so on 3rd October at the School Foyer.

All pupils are encouraged to come in a red top with school shorts or skirts. Dismissal time is as per normal. Pupils taking bus will report to the School Foyer at 1.40pm.

Parents of Primary 1 pupils are invited to join their children for the HeArts Shine Fiesta. For identification purpose, invitees will be given a sticker and they are to put it on as they enter the school on that day. Parents are encouraged to be with their children throughout the carnival.

We look forward to your fullest support.

4. Update on P5 SA2 Standard Science Scope for Testing.

We refer to Assessment Format 2019 Standard Science Primary 5 (P5) provided in the P5 Level Programmes letter dated 29 January 2019.

There was a mistake in the above. The topic, 'The Unit of Life', was left out in the above letter. The updated P5 SA2 Standard Science Scope for Testing is appended below. Parents can contact their child's science teacher for further clarification on the matter.

Scope (For Testing)

Book Titles / Topics	Term 1	Term 2	Term 4
Digestive system (P3 / P4 Diversity theme)	✓		
Matter (P3 / P4 Cycles theme)	✓		
Magnets and their characteristics & Making magnets (P3 / P4 Interactions theme)	✓		
Heat & Temperature (P3 / P4 Energy theme)	✓		
Light & Shadows (P3 / P4 Energy theme)	✓		
Water and its changes of states & The Water Cycle	✓	✓	✓
Reproduction in Plants		✓	✓
Reproduction in Humans		✓	✓
The Plant Transport system		✓	✓
Air and the Respiratory system		✓	✓
The Circulatory system		✓	✓
The Unit of Life (under the theme 'Systems')			✓
Electrical systems & Using Electricity			✓
Energy in Food / Photosynthesis			✓
All P3 and P4 themes (Diversity, Cycles, Systems, Interactions & Energy)		✓	✓

5. The Joy of Learning

Parents are naturally concerned that their children receive the best possible education in and out of school. While there is no one right method or technique in helping your child to learn at home, there is a right stance – the helping stance. This is the stance taken to help your child enjoy the process of learning. By being there for your child, you reassure your child that you will always be there to support and guide him/her. You can create a positive home-learning environment and experience for your child through the following ways:

1. Create opportunities to explore and learn together
2. Give support when they are struggling
3. Develop their literacy
4. Create a conducive environment for learning
5. Devise fun ways to learn with them
6. Give them time to do what they enjoy doing



More information can be also found at <https://www.schoolbag.sg/story/help-your-child-to-be-a-self-directed-learner>.

6. Cyber-wellness

Sharing of personal details on social media like Facebook and Instagram can lead to undesirable consequences. Many are also not aware that they are inadvertently sharing their location in real time

due to the activation of location-based functions in their various social media apps. To prevent unfortunate events from happening, here are some tips you can follow and share with your child:

- Limit your posts to who can see them if you cannot cut down on the posts.
- Do not share any information that might allow others to know your contact details such as address.
- Review your privacy settings.

7. Medial Literacy Kit by Media Literacy Council

The Media Literacy Council has launched a resource to support the media literacy development of children. Titled “Get Smart with Sherlock”, the kit allows children to follow detective Sherlock as he solves the crime of fake news. The five-part series aims to break down fake news to its key aspects. The Sherlock series can be used by parents to provide information needed to guide their children to detect and debunk fake news in easy-to-understand languages. Smart with Sherlock kit is available online at the Media Literacy Council website at www.betterinternet.sg.



8. Parents Gateway

The school shared through the ILB in May that it is on-boarding Parents Gateway (PG), a mobile app specially designed for parents. Developed by MOE and GovTech, the app allows parents to engage with schools, receive information and perform a range of administrative functions such as giving consent for school trips. During this semester, we will be using PG for the above functions, trialling it at certain levels.

To date, we have only 20% of parents who have downloaded PG. We would like to encourage the rest to download the PG mobile app on your mobile phone (available on iOS and Android platforms only) and perform a simple one-time on-boarding process if you have not done so. Please refer to Annex A for a step-by-step guide.

9. Major Events and Holidays for Term 3

Date	Event	Remarks
Wednesday, 10 July; Thursday, 11 July	Primary 3 Day Camp	Pupils have been informed separately.
Tuesday, 16 July; Thursday, 18 July	NAPFA re-test	Pupils have been informed separately.
Saturday, 20 July	NE Show for P5	Details have been given separately.
Monday, 29 July – Tuesday, 30 July	Primary 6 Prelims Oral	Please refer to letter on Assessment Information to Parents for details.
Wednesday, 31 July – Friday, 2 August	Primary 4 Outdoor Camp	Pupils have been informed separately.
Thursday, 8 August	National Day Observance Ceremony	School will function from 7.45 am to 10.15 am. More details will be provided separately.
Friday, 9 August	National Day	Public Holiday
Monday, 12 August	Public Holiday	In lieu of Hari Ray Haji falling on Sunday.
Thursday, 15 August – Friday, 16 August	PSLE Oral Examination	Only P6 pupils are to report to school
Monday, 19 August – Wednesday, 28 August	Primary 6 Prelims Written Papers	Please refer to letter on Assessment Information to Parents for details

Date	Event	Remarks
Friday, 23 August	Primary 3 Gifted Education Programme Screening Exercise	Details will be given separately.
Friday, 6 September	Teachers' Day	Scheduled School Holiday
Saturday, 7 September – Sunday, 15 September	Term 3 Vacation	

Your partner-in-education,



Ms Audrey Wong
Principal

School Motto – Learn Grow Excel Together

School Values – Care, Respect, Responsibility, Resilience, Rallying together, Excellence (C4RE)

Guide to set-up Parent Gateway

Step 1 – SingPass Registration and 2FA Setup

SingPass 2-Step Verification (2FA) is required for on-boarding. If you have not registered for a SingPass or have not set up the 2FA, please visit the SingPass website (<https://www.singpass.gov.sg>), or scan the QR codes below to do so. Should you require further assistance on SingPass, please contact SingPass Helpdesk at 6643-0555. For other matters, please contact Mr Liew at 6922 9124 if you need any further clarifications



Step 2 – Download Parents Gateway Mobile App

- Open the Apple App Store or Google Play Store app on your mobile phone.
- Search for the 'Parents Gateway' mobile app, or scan the QR code below.




- Download and install the app onto your phone.
- Enable '**All Notifications**' to receive push notifications.

Note: Supported OS Versions - **Android 5.0 or later & iOS 9.1 or later**

Step 3 – One-Time On-boarding


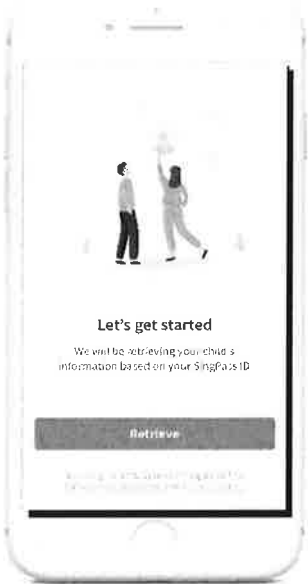
1. Tap on “Log in with SingPass”



2. Log in with your SingPass (2FA)



3. Tap on “Retrieve” to retrieve your child(ren)’s information



Annex A

4. Tap on "Done" to complete on-boarding



5. You should see your child(ren)'s school announcements and activities (if any)

