



Dear Parents,

Welcome back to a new school term. We would like to share some updates and resources with you.

1. MOE Financial Assistance Scheme (FAS) Application for Year 2020

Parents are reminded to apply early for the 2020 MOE FAS. Application forms are available from the General Office.

The eligibility criteria are as follows:

- Pupil must be a Singapore Citizen.
- Family's Gross Household Income (GHI) does not exceed \$2,750 per month or Per Capita Income (PCI) does not exceed \$690 per month.

Please note that if you have children studying in different Government or Government-aided schools, you need to submit **only one** application form for all your children to one of the schools. The school receiving the application form will inform you of the outcome for all the children.

2. Update on Travel Plans

As part of the school's proactive and preventive measures to ensure that the school is prepared for health related emergencies that may arise such as pandemic flu, we seek your assistance in updating the school on travel plans involving your children for the upcoming end of the year holidays.

All **P1 parents** need to declare the travel plans of their **P1 children regardless of travel intent**. A **declare not travelling** is required. For **P2 to P6**, only parents who intend to travel need to declare their children's travel plans.

Details on how to update your travel plans via Parents Gateway are found in Annex A. Please submit the travel plans by Friday, **15 Nov 2019**.

3. P1 orientation 2020

Please note that the school will be having our marking and P1 2020 Orientation Day on 1 November 2019. As such, there will be **no school** for all pupils on that day.

4. Supporting our children

Parents often ask, **how involved should I be in my child's education?** Although some parental guidance can be beneficial, a well-intentioned, yet over-involved parent may hinder the development. Doing your child's homework or guiding them through every question may appear to work for a while, but it will handicap the child's learning. This will cause them to become overly reliant on you to plan their time. They will not be able to build their resourcefulness and find ways of doing things at their own pace.

While preparing for examinations, children sometimes feel the strain and pressure. As parents, you can help by:

1. Setting realistic goals with your child.
2. Not dwelling on mistakes and academic marks. Rather, always encourage your child to strive for improvement.
3. Expanding your focus, get to know your child.
4. Giving your child the confidence to seek help from his/her teacher.

As parents, when you are proud of the effort your child has put in and have inculcated traits such as trust, care, independence and perseverance in them, they can grow up to be happy children.

More information can be also found in



<https://www.schoolbag.sg/story/supporting-your-child-during-examinations>



<https://www.schoolbag.sg/story/create-a-positive-home-learning-environment-for-your-child>

Thank you once again for taking time to go through this bulletin..

Your partner-in-education,

A handwritten signature in blue ink, appearing to read 'Audrey Wong'.


Ms Audrey Wong
Principal

School Motto – Learn Grow Excel Together

School Values – Care, Respect, Responsibility, Resilience, Rallying together, Excellence (C4RE)

Guide for Travel Plan Declarations via Parents Gateway

1. Declare Travel Plan




1.1 Go to '**SERVICES**' tab and tap on 'Declare Travels'.



1.2 Tap on the '**+**' sign.



1.3 Select the child(ren) going on the trip and tap on '**Next**'.



1.4 Select 'Yes' for travelling and tap 'Next'.



1.5 Tap on 'Start date' to select travel dates.



1.6 Select your travel period and tap 'Select dates'.



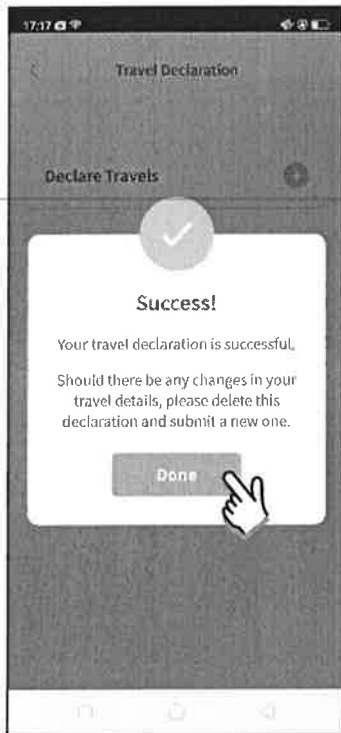
1.7 Tap on 'Add a country/city' to select the travel destination(s).



1.8 Type country name to search for the country (/city). Tap '+' on right of all the countries / cities you're visiting, then tap on 'Add Destination(s)'.



1.9 Tap on 'Done' to confirm.




1.11 Successful Declaration.



1.12 Travel Plan is shown as entered. You should delete and declare again if the details declared are not accurate.

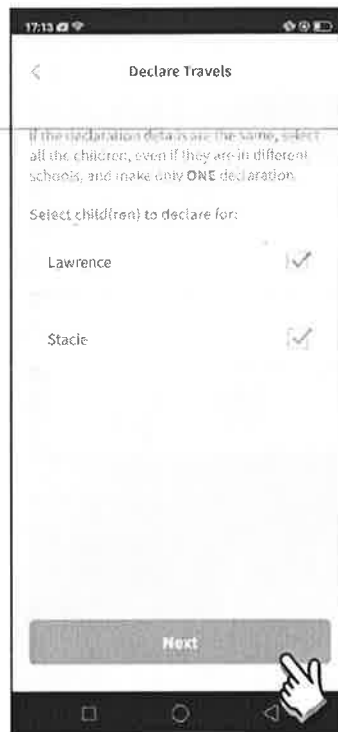
2. Declare Not Travelling




2.1 Go to 'SERVICES' tab and tap on 'Declare Travels'



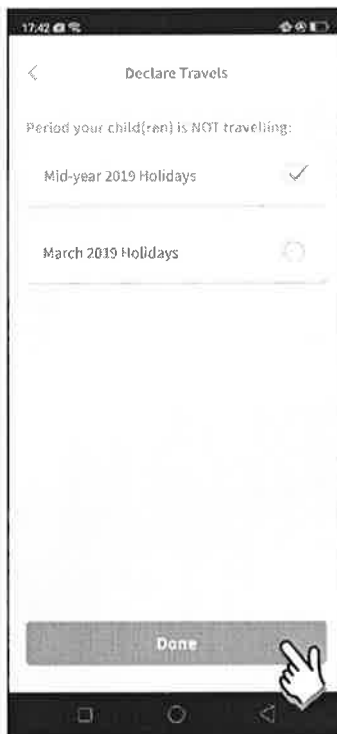
2.2 Tap on the '+' sig.



2.3 Select the child(ren) that are not travelling and tap on 'Next'.



2.4 Select 'No'.

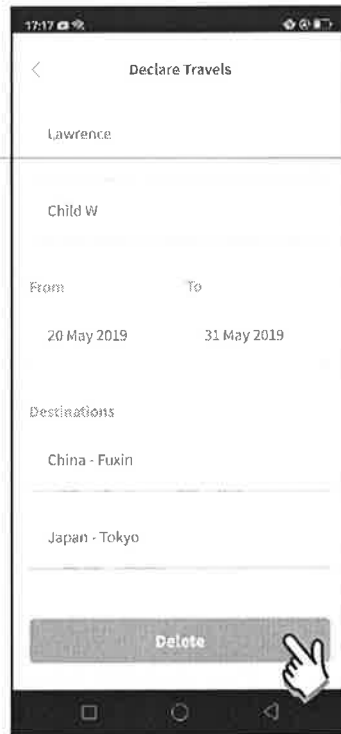


2.5 Pick the School Holiday period and tap on 'Done'.

3. Edit Travel Plans



3.1 Tap on the travel plan to be changed.



3.2 Tap on 'Delete' to delete the plan.

3.3 Create a new travel plan. (Refer to 1. Declare Travel Plan)

